




FITTINGS, TUBING & VALVES

Supplying Sanitary Distributors who Service
the Beverage, Dairy, Food, Brewery, Bakery,
Cosmetic, and Nutraceutical Industries

Sanitary SAMPLE VALVES



www.WaylandIndustries.com

1-888-798-2653



SAMPLE VALVES

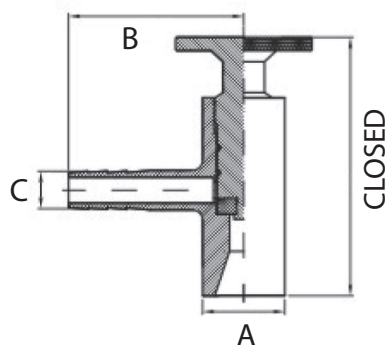
FEATURES:

- 304 stainless steel
- Double silicone O-rings
- PTFE seat ensures a leak-proof shutoff
- Surface finish polished to sanitary standards
- Temperature rating: 300°F
- Pressure rating: 200 PSI
- Sample port is a hose barb connection

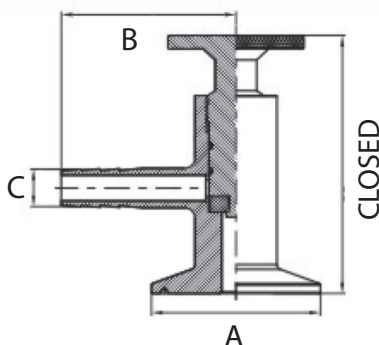


SAMPLE VALVES SVW

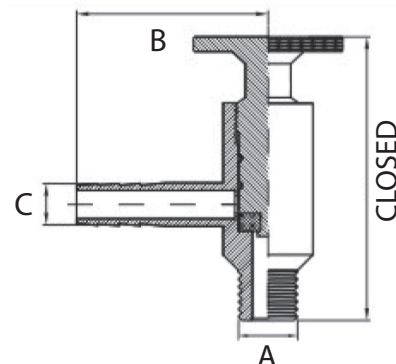
SIZE.	STYLE	SEAT MATERIAL	A	B	C	CLOSED	WEIGHT (LBS)	304 PART NUMBER
1"	BUTT-WELD	PTFE	1.00	2.05	0.47	3.50	0.794	W4SVWW-P-1
1"	CLAMP	PTFE	1.99	2.05	0.47	3.50	0.838	W4SVWC-P-1
3/8"	NPT	PTFE	0.67	2.05	0.47	3.50	0.794	W4SVWN-P-.375



WELD STYLE



CLAMP STYLE



NPT STYLE

HOW TO ORDER

W + Alloy + Product Code + Ends - Seat - Size (in.)
 4 = 304 SVW=Sample Valve C = Tri-Clamp W = Butt-Weld N = NPT P=PTFE 1 .375 (NPT)

Example:

W + **4** + **SVW** + **C** - **P** - **1**
(W4SVWC-P-1)

